



EDEN CLUSTER Gender Based Violence And Femicide Summit



ON A JOURNEY TO A SAFER SOUTH AFRICA

Creating a safe and secure, crime free environment, that is conducive for social and economic stability, supporting a better life for all.

#PatrioticandSelflessService



EDEN CLUSTER STATIONS



EDEN CLUSTER

POPULATION	AREA SIZE
492 364	15917 km ²



MUNICIPALITY NAME	SAPS STATION	Density
		(inhabitants/km ²)
KANNALAND	LADISMITH SAPS VACANT (CAPT EDUARDES)	5.2
	CALITZDORP SAPS SC CAPT MEYER	
GEORGE	GEORGE SAPS SC BRIG MAVAKALA-NCAMANI	37.3
	CONVILLE SAPS SC COL KRIGA	
	THEMBALETHU SAPS SC COL HERBST	
	PACALTS DORP SAPS SC LT COL BLAAUW	
	UNIONDALE SAPS SC LT COL STANDER	
OUDTSHOORN	OUDTSHOORN SAPS SC BRIG JANUARI	27.1
	DE RUST SAPS SC CAPT FOURIE	
	DYSSELSDORP SAPS SC CAPT STRYDOM	
BITOU	PLETTENBERG BAY SAPS SC COL MICHAELS	49.6
	KWANOKUTHULA SAPS SC LT COL KUNGE	
KNYSNA	KNYSNA SAPS SC COL METU	61.9



INTRODUCTION



Anti-Crime Summit hosted in January 2019

Cradle to Grave Approach to Safety

Three Phases:

Phase 1 – Proactive and Preventative

Phase 2 - Reactive and Response

Phase 3 – Rehabilitation and Reintegration

Review of Domestic Violence Act?



Phase 1 – Proactive and Preventative



- Education and Awareness of the Domestic Violence Act and Gender Based Violence National Strategic Plan
- Understanding the Cycle of Violence
- Training of Police and community
- Conflict resolution and anger management
- Marriage counselling and guidance
- Job creation and empowerment
- Teenage pregnancies



Phase 2 – Reactive and Response



- Break the silence and speak out
 - Protection order
 - Case docket
 - Victim empowerment and counselling
 - Domestic violence prevention Forum
 - Places of safety / shelters
 - Key roles and responsibilities



Phase 3: Rehabilitation and Reintegration



Admitting the problem and seek help

- Conflict Resolution and Anger management training
- Corrective counselling
- Court directed Diversion programmes
- Family support and empowerment
- Monitoring and evaluation to prevent relapse



ENVIRONMENTAL DATA



ENVIRONMENTAL DATA	CLUSTER
Population Figure	492364
Unemployment Rate (%)	23.92%
Informal Population (% of population figure)	4.69%
Area Size (KM)	15917
Transport : % of roads regarded as Tarred	60.31%
Registered Liquor Premises to Sell Liquor	368
Registered Liquor Premises to Consume Liquor	676
Tuck Shops / Spaza	858
Schools	328
Farms	1437

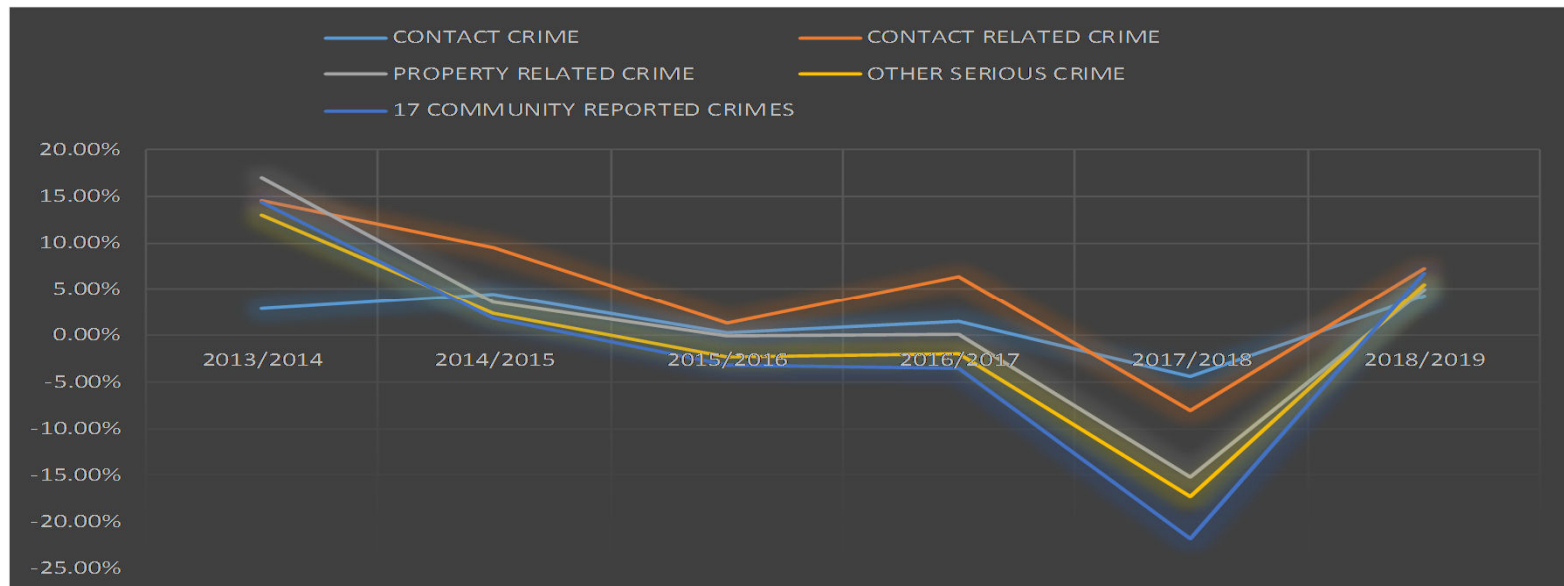




EDEN CLUSTER CRIME CATEGORY TRENDS



OFFENCE	2013/2014	2014/2015	2015/2016	2016/2017	2017/2018	2018/2019
CONTACT CRIME	2.98%	4.39%	0.27%	1.43%	-4.35%	4.25%
CONTACT RELATED CRIME	11.64%	5.11%	0.99%	4.86%	-3.70%	2.97%
PROPERTY RELATED CRIME	2.36%	-5.91%	-1.36%	-6.19%	-7.13%	-2.18%
OTHER SERIOUS CRIME	-3.99%	-1.24%	-2.30%	-2.08%	-2.10%	0.41%
17 COMMUNITY REPORTED CRIMES	1.41%	-0.54%	-0.86%	-1.65%	-4.58%	1.23%
TRIO CRIME CATEGORY	32.47%	10.51%	-12.68%	-1.61%	-13.93%	5.71%

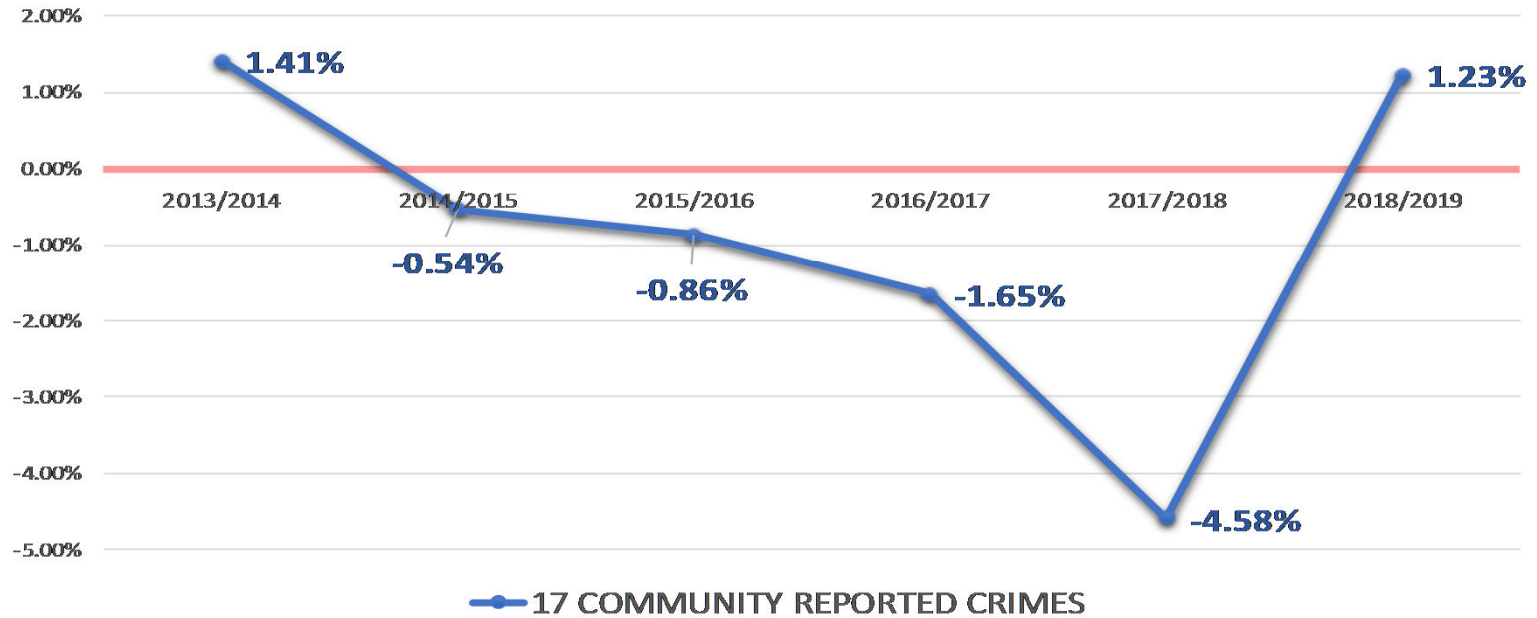




EDEN CLUSTER 17 COMMUNITY REPORTED CRIMES



**CRIME TREND ANALYSIS 6 FINANCIAL YEARS
FIN YEAR 2013/2014 TO FIN YEAR 2018/2019**





EDEN CLUSTER 17 COMMUNITY REPORTED CRIMES ARREST RATE



2018/2019 Financial Year (1 April 2018 – 31 March 2019)

	Contact Crimes		Contact Related Crimes		Property Related Crimes		Other Serious Crimes		Trio Crimes	
	Reported	% Arrest	Reported	% Arrest	Reported	% Arrest	Reported	% Arrest	Reported	% Arrest
Target		72.63%		54.52%		22.59%		39.78%		39.00%
Eden Cluster	9403	63.60%	2092	42.16%	7363	17.18%	6336	33.71%	249	46.18%
Calitdorp	219	83.11%	54	48.15%	258	23.64%	136	38.24%	3	100.00%
Conville	1195	69.46%	234	52.56%	789	17.74%	551	44.10%	20	45.00%
De Rust	145	88.97%	30	46.67%	72	26.39%	44	34.09%	1	100.00%
Dysselsdorp	258	85.27%	37	48.65%	134	25.37%	118	45.76%	0	0.00%
George	898	70.04%	222	37.84%	1292	14.09%	1535	33.36%	26	26.92%
Knysna	1602	54.49%	323	26.93%	1338	10.46%	1312	30.72%	62	53.23%
Kwanokathula	377	70.56%	90	53.33%	274	20.44%	120	28.33%	24	62.50%
Ladismith	334	77.25%	49	71.43%	188	34.57%	121	38.84%	6	83.33%
Pacaltsdorp	616	75.81%	146	57.53%	456	27.19%	279	32.97%	12	66.67%
Plettenberg Bay	618	70.39%	184	41.85%	606	15.68%	519	25.05%	27	40.74%
Oudtshoorn	1770	48.93%	460	34.57%	1253	16.76%	1275	31.45%	24	50.00%
Thembalethu	1185	55.53%	230	43.48%	578	15.74%	249	44.98%	43	23.26%
Uniondale	186	89.78%	33	81.82%	125	38.40%	77	53.25%	1	100.00%



EDEN CLUSTER 17 COMMUNITY REPORTED CRIMES ARREST RATE



2019/2020 Financial Year (1 April 2019 – 31 October 2019)

	Contact Crimes		Contact Related Crimes		Property Related Crimes		Other Serious Crimes		Trio Crimes	
	Reported	% Arrest	Reported	% Arrest	Reported	% Arrest	Reported	% Arrest	Reported	% Arrest
Target		71.12%		53.83%		21.59%		36.75%		35.29%
Eden Cluster	5055	56.46%	1131	37.93%	4151	16.04%	3504	34.47%	140	52.86%
Calitstdorp	111	82.88%	18	38.89%	128	23.44%	53	39.62%	3	66.67%
Conville	644	61.49%	123	45.53%	411	16.55%	325	44.00%	18	66.67%
De Rust	76	81.58%	18	77.78%	66	45.45%	47	48.94%	1	100.00%
Dysselsdorp	128	79.69%	22	68.18%	57	17.54%	59	40.68%	0	0.00%
George	530	66.79%	114	42.11%	798	12.53%	917	30.21%	20	30.00%
Knysna	792	44.70%	175	21.14%	740	11.22%	688	32.70%	24	37.50%
Kwanokathula	225	75.56%	51	45.10%	140	20.00%	68	32.35%	10	60.00%
Ladismith	121	71.90%	24	54.17%	116	37.07%	64	48.44%	2	100.00%
Pacaltsdorp	343	66.76%	101	50.50%	257	21.40%	161	44.72%	5	80.00%
Plettenberg Bay	351	64.67%	103	32.04%	411	12.41%	263	33.08%	15	33.33%
Oudtshoorn	974	39.84%	232	30.60%	645	12.87%	659	29.44%	14	85.71%
Thembaletu	670	47.76%	124	38.71%	295	14.24%	152	47.37%	27	51.85%
Uniondale	90	81.11%	26	50.00%	87	49.43%	48	35.42%	1	100.00%



EDEN CLUSTER 17 COMMUNITY REPORTED CRIMES ARREST RATE



Conviction Rate

INDICATOR	ANNUAL 2018/2019		7 MONTH PERFORMANCE	
	TARGET	RESULT	TARGET	RESULT
Conviction rate: Contact crime.	90%	91%	91.47%	93.32%
Conviction rate: Property related crime.	92%	91%	90.86%	90.25%
Conviction rate: Contact related crime.	88%	95%	94.74%	84.09%
Conviction rate: All other serious crime.	97%	97%	96.71%	96.53%
Conviction rate: Trio Crimes	91%	83%	83.33%	78.95%
Conviction rate: Crimes against Women	79%	93%	94.00%	95.92%
Conviction rate: Crimes against Children	77%	97%	97.00%	100.00%

- Formula does not take ADR's into consideration



EDEN CLUSTER – DOMESTIC VIOLENCE REPORTED CASES



2018/2019 Financial Year

STATION	REPORTED	TO COURT	% TO COURT	WITHDRAWN BEFORE COURT	WITHDRAWN IN COURT	% WITHDRAWN	ADR	% ADR	GUILTY	% GUILTY
CALITZDORP	81	73	90.12%	3	9	14.81%	30	41.10%	9	12.33%
CONVILLE	147	135	91.84%	13	32	30.61%	29	21.48%	11	8.15%
DE RUST	16	15	93.75%	1	9	62.50%	3	20.00%	0	0.00%
DYSSELSDORP	40	40	100.00%	0	5	12.50%	27	67.50%	3	7.50%
GEORGE	14	15	107.14%	4	11	107.14%	0	0.00%	1	6.67%
KNYSNA	131	87	66.41%	51	74	95.42%	15	17.24%	8	9.20%
KWANOKUTHULA	30	29	96.67%	2	0	6.67%	16	55.17%	1	3.45%
LADISMITH	74	70	94.59%	4	16	27.03%	18	25.71%	26	37.14%
OUDTSHOORN	313	238	76.04%	65	60	39.94%	108	45.38%	17	7.14%
PACALTSDORP	109	110	100.92%	6	33	35.78%	26	23.64%	3	2.73%
PLETTENBERG BAY	37	36	97.30%	1	10	29.73%	26	72.22%	1	2.78%
THEMBALETHU	65	60	92.31%	6	67	112.31%	8	13.33%	3	5.00%
UNIONDALE	17	17	100.00%	0	2	11.76%	8	47.06%	3	17.65%
EDEN CC	1074	925	86.13%	156	328	45.07%	314	33.95%	86	9.30%



EDEN CLUSTER – DOMESTIC VIOLENCE REPORTED CASES



First 7 Months 2019/2020 Financial Year

STATION	REPORTED	TO COURT	% TO COURT	WITHDRAWN BEFORE COURT	WITHDRAWN IN COURT	% WITHDRAWN	ADR	% ADR	GUILTY	% GUILTY
CALITZDORP	35	34	97.14%	3	7	28.57%	15	44.12%	6	17.65%
CONVILLE	77	74	96.10%	5	43	62.34%	55	74.32%	7	9.46%
DE RUST	6	6	100.00%	2	0	33.33%	4	66.67%	0	0.00%
DYSSELSDORP	25	24	96.00%	1	8	36.00%	15	62.50%	4	16.67%
GEORGE	9	7	77.78%	1	3	44.44%	1	14.29%	3	42.86%
KNYSNA	77	51	66.23%	12	16	36.36%	19	37.25%	6	11.76%
KWANOKUTHULA	12	11	91.67%	1	0	8.33%	21	190.91%	0	0.00%
LADISMITH	30	29	96.67%	2	8	33.33%	16	55.17%	15	51.72%
OUDTSHOORN	167	116	69.46%	45	37	49.10%	77	66.38%	22	18.97%
PACALTSDORP	68	62	91.18%	3	15	26.47%	24	38.71%	5	8.06%
PLETTENBERG BAY	13	12	92.31%	1	6	53.85%	13	108.33%	5	41.67%
THEMALETHU	37	29	78.38%	4	26	81.08%	2	6.90%	2	6.90%
UNIONDALE	16	14	87.50%	1	7	50.00%	7	50.00%	2	14.29%
EDEN CC	572	469	81.99%	81	176	44.93%	269	57.36%	77	16.42%



MAIN CRIME GENERATORS



GENDER BASED VIOLENCE

LIQUOR ABUSE

DRUG ABUSE

SEASONAL INFLUX

REPEAT OFFENDERS/PAROLEES

DOMESTIC VIOLENCE

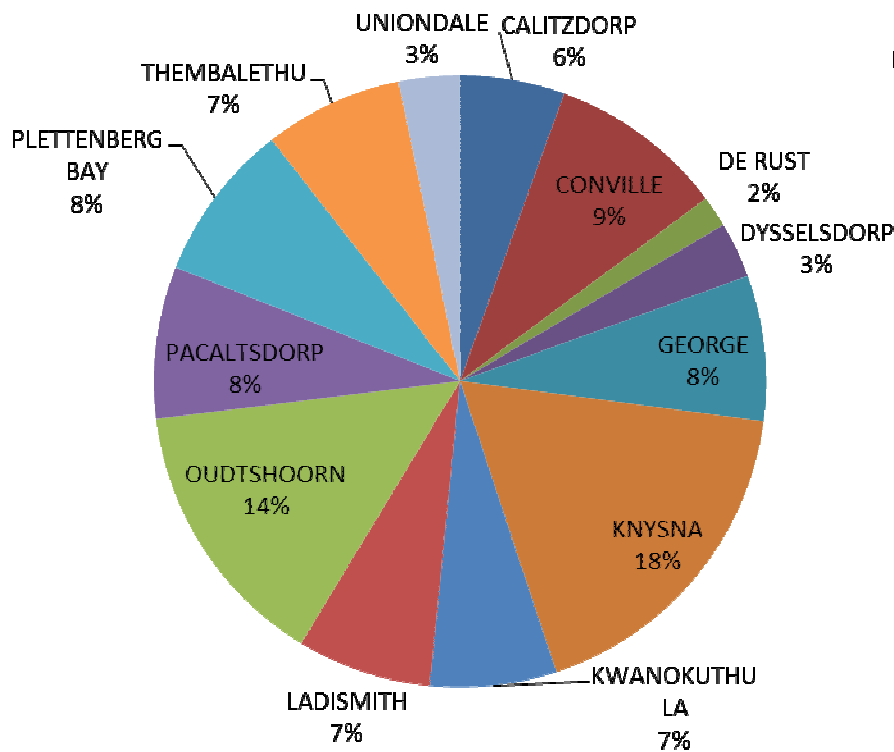
LACK OF CONFLICT RESOLUTION
PROCESSES IN COMMUNITIES

DANGEROUS WEAPONS

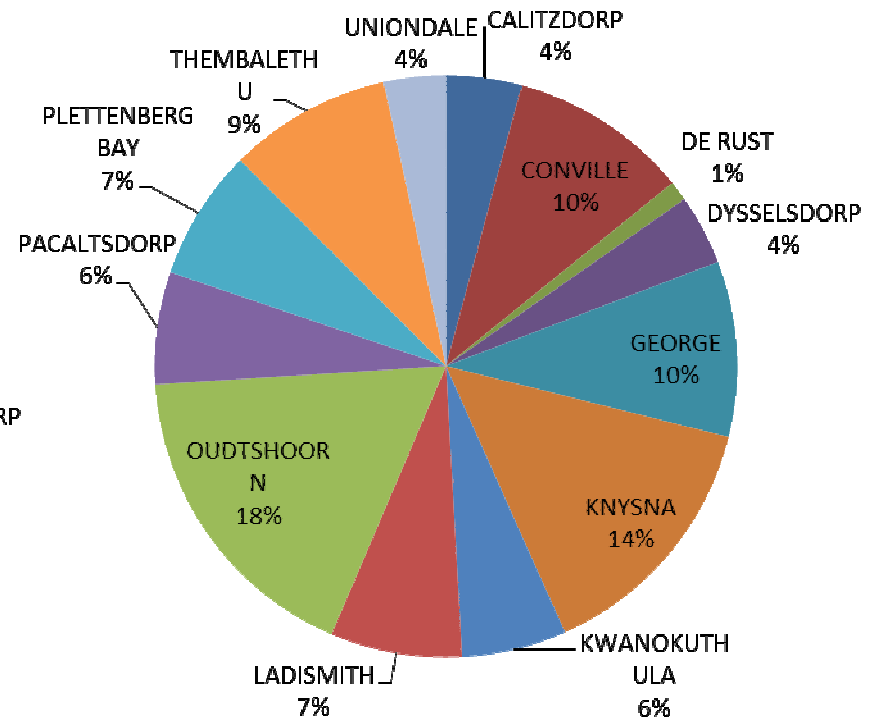
DOMESTIC VIOLENCE ANALYSIS



NR OF INCIDENTS 2018/19



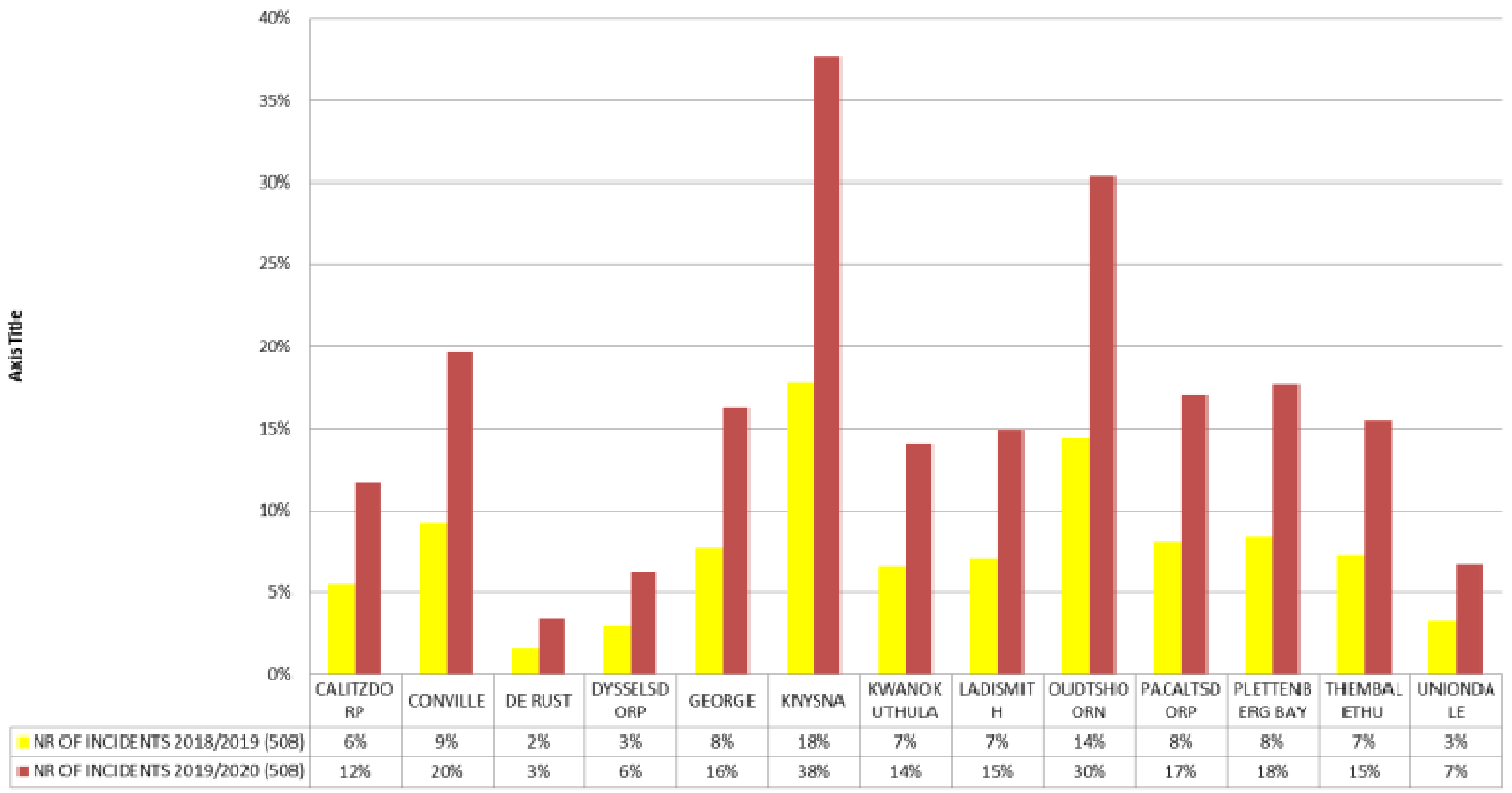
NR OF INCIDENTS 2019/2020



DOMESTIC VIOLENCE ANALYSIS



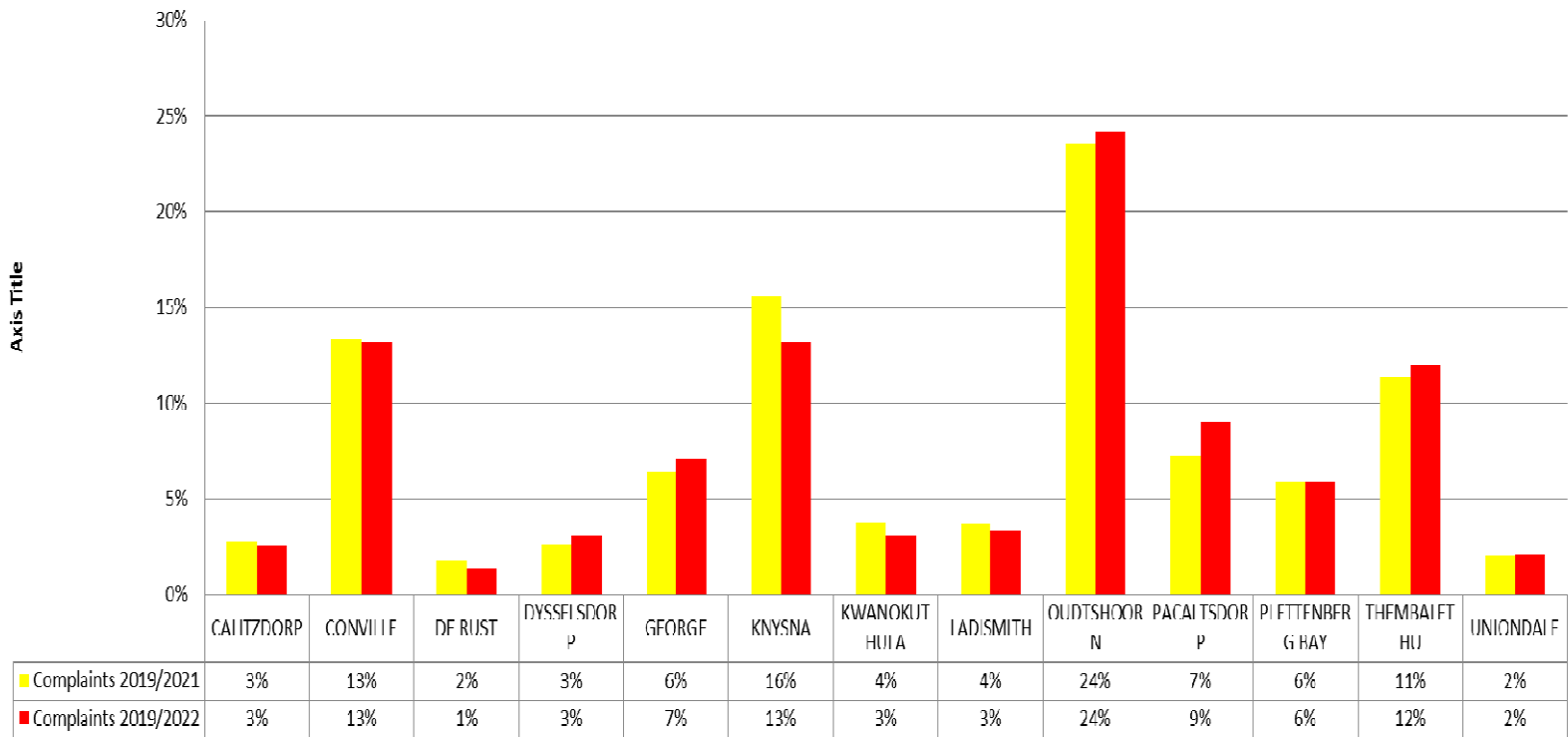
**REPORTED INCIDENTS:
2018/2019 VS. 7 MONTHS 2019/2020**



DOMESTIC VIOLENCE ANALYSIS



**NR OF COMPLIANTS RECEIVED:
2018/2019 VS 7 MONTHS 2019/2020**



DOMESTIC VIOLENCE ANALYSIS



STATION	AWARENESS CAMPAIGNS PAT 2018/2019	AWARENESS CAMPAIGNS PAT 2019/2020 (7 MONTHS)
CALITZDORP	41	29
CONVILLE	34	30
DE RUST	44	12
DYSSELSDORP	47	33
GEORGE	28	26
KNYSNA	54	22
KWANOKUTHULA	23	7
LADISMITH	76	43
OUDTSHOORN	74	91
PACALTS DORP	33	5
PLETTENBERG BAY	20	14
THEMBALETHU	24	10
UNIONDALE	31	7
TOTAL	529	329

OPERATIONAL SUCCESSES



ARRESTS	2018/2019	APRIL – OCT 2019
Total number of Arrests -	10 545	22091
• Contact Crimes	1 569	3080
• Property Related Crimes	413	991
• Contact Related Crimes	221	392
• Other Serious Crime	577	1428
• Drug related	1 140	2721
• Driving Under The Influence Of Alcohol / Drugs	300	819
• Illegal Possession Of Firearms And Ammunition	21	32
• Possession Of Dangerous Weapons	397	1002
• Possession Of Housebreaking Implements	69	143
• Possession Of Suspected Stolen Property	278	610
• Liquor Related	3 354	6925

OPERATIONAL SUCCESSES



SEIZURES - DRUGS	2018/2019	APRIL – OCT 2019
Volume of Cannabis/Dagga Dry	1023.3 KG	197 KG
Nr of Cannabis/Dagga Plants	233	909
Volume of Cocaine Powder	200 GRAM	100 GRAM
Volume of Crystal Meth(Tik-Tik)	16.6 KG	11 KG
Volume of Heroine/Thai White powder	30 GRAM	300 GRAM
Volume of Heroine liquid	0	20
Volume of Khat	21 KG	20.8 KG
Volume of L S D – Tablets	65	0
Volume of Mandrax Powder	90 GRAM	430 GRAM
Volume of Mandrax Tablets	1980.75	8922.75

OPERATIONAL SUCCESSES



SEIZURES - OTHER	2018/2019	APRIL – OCT 2019
Counterfeit Goods	475	4213
Dangerous Weapons	562	1329
Complete Firearm	53	72
Liquor	3 027 LT	7705 LT
Vehicles	23	13

LEGISLATION



- Domestic Violence Act 116/1998
National Instruction 7/1999
- Criminal law (Sexual offence and related matters)Amendment Act 32/2007
National instruction 3/2008
- Trafficking in persons Act 7/2013
National Instruction 4/2015
- Child Justice Act 75/2008
National Instruction 2/2010
- Child Care Act 38/2005
National instruction 3/2010
- Protection from Harrasment Act 17/2011
National Instruction 1/2013
- Victim Empowerment Amended National Instruction 2/2012
- Older Persons Act 13/2006
National Instruction 1/2014
- SOP : Protection of The Rights of Lesbian, Gay, Bisexual, Transgender and Intersex Persons
- SOP : Vulnerable Children

SERVICES



- Complaints reaction
- Case investigation
- Victim friendly services
- Victim friendly rooms
- Trained of members
- Awareness campaigns
- Victim Empowerment Programmes





Eden Cluster Commander,
Major-General Oswald Reddy



Thank you



ON A JOURNEY TO A SAFER SOUTH AFRICA

Creating a safe and secure, crime free environment, that is conducive for social and economic stability, supporting a better life for all.

#PatrioticandSelflessService