


Body inside – right (custom fitted) – separated in half of the total width



Consisting of:

A: 4 aluminium drawer module units: 495 mm x 340 mm x 100 mm

B: 3 drawer module units: 495mm x 340 mm x 75 mm

Dept of drawers: 221 mm

Drawers manufactured from 1.6mm plain aluminium thread plate

C: To be fitted with heavy duty bearing runners and locking rods

D: Storage bin: Depth 425 mm


Storage bin: Length = 1170 mm

Storage bin lid: 670 mm x 310 mm x 1.6 mm

Body inside – left (custom fitted – separated in half of the total width)




Clear work area with lid



Lid size: 670 mm x 310 mm x 1.6 mm
Storage Depth: 425 mm

Fitted with side mounted shelf
Shelf width = 220 mm
Shelf length = total length of inside of canopy

Removable Rear lid



Removable rear lid on remainder of load bin manufacture from aluminium tread plate with a suitable tubular frame and two T-handles.

Rear lid to be fitted with two gas struts for easy lifting.